



CalDAV / CardDAV allow delete via Synchronization

 The CalDAV / CardDAV features are available only for Enhanced mailboxes.

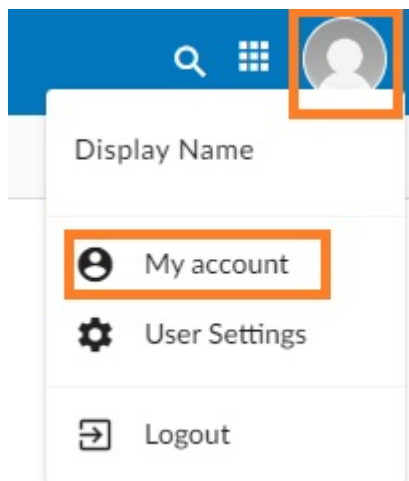
Due to a bug in Android 12 some phones started to delete contacts via Microsoft ActiveSync. Therefore, GroupOffice has implemented a new CalDAV / CardDAV setting that disallows deletes via sync by default now. More info on the bug can be found here: <https://eu.community.samsung.com/t5/galaxy-z-fold-z-flip/outlook-contacts-gone-after-android-12-update/td-p/4567744/page/2>.

 Because this option is disabled by default, you might now receive this error in your CalDAV / CardDAV client:

Deleting is disabled by user sync settings

To enable delete via synchronization:

- Go to the [Webmail](#)
- Log in using your full **e-mail address** and your **current e-mail password**
- Click on the **User** icon from the top right to activate the menu. Then click on **My account**



- In the **Synchronization** tab, find the **Allow delete via synchronization** section.

My account

Account

Profile

Look & feel

Groups

E-mail

Calendar

Tasks

Notes

Synchronization

Address book

E-mail Accounts & Aliases

Application Passwords

Forwards

Last Logins

Vacation Message

Folder Cleanup

General

☐ Allow delete via synchronization

By default devices are not allowed to delete items. This was added due to a bug in Android 12 that deleted contacts after an update.

CalDAV URL:

https://mydomain--com.w.emailarray.com/caldav

Use this link to sync your Calendar with other devices

CardDAV URL:

https://mydomain--com.w.emailarray.com/carddav

Use this link to sync your Addressbook with other devices

E-mail

E-mail Account:

user@mydomain.com

Calendar

Name

Default

-

☒

Notebooks

☐

+ Add

Save

- Enable the feature using the checkmark
- Click on the **Save** button.